


Marking Plier

ON-THE-SPOT MARKING OF SECURITY SEALS & TAGS

On-The-Spot Marking


The Anchor Seals are normally embossed in high-relief by SAFELOCK. This process allows for logos, symbols, trademarks and/or names to be applied onto the seal during its injection-molding process.



Custom orders with embossed personalization require a larger production lot therefore they may be not attractive to the small-scale user. SAFELOCK's Marking Plier offers the perfect solution for these users of small quantities because in addition to being easy-to-use and economic it allows for on-the-spot markings which may change on each sealing operation (I.e. license number or date).


Dies

The Marking Plier has two open-slots for marking-dies, used to engrave the desired markings. Both dies can be marked allowing different markings to be applied simultaneously, one on each side of the seal.



The dies are fixed to the Marking Plier by screws. To place or remove them, use a small Allen wrench.

To mark



Make sure the Anchor seal capsule is positioned on the Marking Plier insert between the dies.

Please, do not apply extra-force when pressing dies against the seal.

Extra strength is not necessary to mark the seal and will damage the plier.



The seal will be permanently marked, ready to be applied.

Anchor Seal A

Anchor Seal AN

Anchor Seal AF

Anchor Seal AFN



Anchor Seal A, AN, AF, AFN

